

ELEMENTARY FAMILY GUIDE (APRIL 3 - APRIL 10)

We may not be gathering at our campuses on Sunday, but Pinelake Kids is still happening...in your house! Below you'll find instructions and resources you can use to spiritually invest in your child. Don't be nervous...you've got this! Be patient, have fun, and know you're making a difference in their life.

Overview

BIBLE PASSAGE: John 12:9-16

MEMORY VERSE: John 16:33b

BIBLE STORY: Jesus' Triumphant Entry

MAIN POINT: Whatever happens, remember God keeps His promises.

Instructions

SET A TIME AND A PLACE. Decide when and where your child is going to watch the worship video. They can do this alone, or you can watch it as a family.

PLAY THE WORSHIP VIDEO. When it's time, play the worship video for your child on your computer, the TV, a phone or tablet, or whatever works best in your home. We've included a notes sheet if you have a printer.

DISCUSS. On the same day your child watches the video, read the Bible passage above with them and discuss the questions below. On the following page you'll also find hypothetical situations that you can use to help them apply what they've learned. Then review this month's memory verse with them.

PRAY. After you've finished discussing the questions, pray together. It doesn't have to be long or profound. Just pray that God would help your family to be willing to ask for help when they have questions about God.

EASTER ACTIVITIES. In addition to a few activities that come around the lesson for the rest of the week, this week we have provided some activities that revolve around Easter that will help prepare your family to celebrate the greatest event in the history of the world! Do as many or as few as you'd like, but either way take some pictures while you're doing them & post them on social media with the hashtag #pinelakekids.

Discussion Questions

1. What were the people shouting when Jesus entered Jerusalem?
2. Hosanna means "save." What does Jesus promise to save us from if we believe in Him?
3. How do we show we believe God's promises?
4. Why are you glad God keeps His promises?





Worship Notes

NAME:

DATE:


SCRIPTURE USED

MAIN POINT

ONE STEP I CAN TAKE THIS WEEK

I'M PRAYING FOR . . .

WORDS THAT STOOD OUT



Worship Notes

NAME:

DATE:


SCRIPTURE USED


MAIN POINT

ONE STEP I CAN TAKE THIS WEEK

I'M PRAYING FOR . . .

WORDS THAT STOOD OUT





Activities for the Rest of the Week

Below are some activities your family can do throughout the rest of the week to reinforce the message or just to have fun. Don't feel like you have to do them all. Just see which ones you have supplies for, you think your kids would like, or that you have time for.

Activity 1: In My Mind's Eye

What You Need: Markers, paper

What You Do: You will describe something and your child must draw it.

- Pass out paper, markers to the artists.
- The “describing” person needs to imagine the coolest house, car, or robot they can possibly think of.
- Tell the artists to draw what they hear described as best they can, without letting their partner see it.
- When the picture is finished, have them reveal it and see if it looks anything like what they were imagining.

For extra fun switch roles after the first round!

WHAT YOU SAY:

“The people in our story were waiting for a king for a very long time. They had a picture in their minds of what they thought the king would be like— what he would look like and what he would do. When Jesus came, He wasn't necessarily what they had imagined. **[Make It Personal] (Talk about a time when something didn't turn out the way you imagined it would.)** When the people actually met Jesus and He wasn't what they expected, that didn't make Him any less of a king. God had promised to send a king, and **whatever happens, remember God keeps His promises.**”

Activity 2: Palm Verses

WHAT YOU NEED: Green construction paper, scissors, craft sticks, tape, markers

WHAT YOU DO:

- Instruct each child to trace their hand onto green construction paper and then cut it out.
- Let them write out the memory verse on their hand cutout.
- Guide kids to tape their hand onto a craft stick.
- Pair kids up and encourage them to practice the verse together.

WHAT YOU SAY:

"This verse reminds us that the Lord has already won the battle against the world. We don't need to worry that God won't do what He says He will, because **whatever happens, remember God keeps His promises.** Tape these on your fridge so that you remember whenever you see it."

Activity 3: Act It Out!

WHAT YOU NEED: Bible marked at John 12, towels, robes, and/or other costumes and props

WHAT YOU DO:

- Mom, Dad or Older Sibling Open the Bible to John 12. Ask leading questions to help kids recall the story.
- Choose one of your kid(s) to play the different parts or all of them (Zechariah, the Jewish leaders, Jesus, disciples, people in the crowd)

Lead kids to reenact the following key points:

Long ago, Zechariah told the people about God's promise to send a Savior: *City of Zion, be full of joy! People of Jerusalem, shout! See, your king comes to you. He always does what is right. He has won the victory. He is humble and riding on a donkey. He is sitting on a donkey's colt (Zechariah 9:9 NIV).*

- Many Jews believed that Jesus was their promised king.
- Jesus had His disciples bring Him a young donkey.
- Jesus got onto the donkey's back and rode it toward Jerusalem.
- When the crowds saw Jesus, they shouted: "Hosanna!" "Blessed is the one who comes in the name of the Lord!" "Blessed is the king of Israel!" (John 12:13 NIV)
- The people waved palm branches and spread the branches and their coats on the road as Jesus rode by.
- Take pictures of fun scenes and post with #pinelakekidseaster2020

WHAT YOU SAY:

"The people had waited years and years and YEARS for God to send the Messiah, the Savior. And now He had come! The people were SO excited! Jesus, God's Savior, was coming into Jerusalem to be king! God had kept his promise! His plan to save the world was happening.

"Long ago, God kept His promise to send Jesus; and today—right now—He keeps His promises to you. **[Basic Truth] You can trust Him no matter what!** So **whatever happens, remember God keeps His promises.**"

EASTERRIFIC FAITH

adventures

Use these action-packed cards to explore and experience the rich meaning of Easter as a family



CHALLENGE TO COMPLETE

Send your children on a Gospel scavenger hunt. Instruct them to find items that symbolize different parts of the Good News of Jesus. A rock (the tomb), two sticks (the cross), something black (sin), something red (blood), something white (a clean heart), and something green (growing in Christ).

QUESTION TO DISCUSS

Do you find it easy or hard to talk about Jesus and faith to other people?
Why do you think it's that way?

CHALLENGE TO COMPLETE

Read Matthew 27:57-61. Wrap one of your children in toilet paper ("grave clothes"). After your kids have stopped giggling, allow the volunteer to break free from the toilet paper. Talk about how sad the disciples must have felt when Jesus died, and how happy they must have been when they saw that He had conquered death.

QUESTION TO DISCUSS

How does it make you feel to know that Jesus died and rose from the grave?

CHALLENGE TO COMPLETE

Find a green space, or go to the backyard. Read Luke 22:39-46. Chat about Jesus praying in the Garden of Gethsemane. Have everyone talk about what plans they have for tomorrow and what Jesus may have been thinking about for the next day.

QUESTION TO DISCUSS

What thoughts or questions do you have about Jesus and/or Christian faith?

CHALLENGE TO COMPLETE

Give each child a dollar bill. Ask if they would trade it for five nickels. Thirty pennies? Determine which has the most value. Read Matthew 26:14-16, 47-56. Discuss how Judas betrayed Jesus for 30 silver coins and what a poor trade he made.

QUESTION TO DISCUSS

What things in your life are trying to push Jesus out of the way and become most important?

CHALLENGE TO COMPLETE

Host your own foot-washing ceremony. Fill a bucket with water. Grab a few towels, gather your family, and share the story in John 13:1-17. Then take turns washing each other's feet and praying for one another.

QUESTION TO DISCUSS

What are some practical ways that we can serve each other in our home?

CHALLENGE TO COMPLETE

Assemble an Easter Basket, fill it up with goodies, & deliver it to someone's door who may need an extra dose of Easter cheer in your neighborhood.

QUESTION TO DISCUSS

What's more rewarding—to give or receive presents?
(See what Jesus said about it in Acts 20:35.)

CHALLENGE TO COMPLETE

Have your children make a cross out of what they can easily find (tree branches, wooden spoons, markers, foil, etc.) Sit in a circle. Pass the cross and let everyone share an attitude or action from the past week that they knew didn't make God happy. After each person shares, let the rest respond: **The blood of Jesus cleanses us from all sin.**

QUESTION TO DISCUSS

Why is it that when we're trying to hide something, it makes us feel uneasy on the inside?

CHALLENGE TO COMPLETE

Take a morning walk around your neighborhood. Soak up fresh air and sunshine. Talk about how spring reminds us of the new life Jesus gives us. Point out the signs of new life that are starting to appear.

QUESTION TO DISCUSS

What's your favorite part about spring?

CHALLENGE TO COMPLETE

Recreate scenes from Good Friday and Easter using Legos (or other supplies like marshmallows, spaghetti, etc.)

QUESTION TO DISCUSS

Why is Easter so important?

CHALLENGE TO COMPLETE

Put a puzzle together. As you work on a puzzle, discuss how you can't see the whole picture until every piece is in place. Then explain how our lives are like an incomplete puzzle. Though it's hard to understand how certain events fit into God's plan, we can trust that He sees the whole picture and knows how all the pieces fit together.

QUESTION TO DISCUSS

What is one of the toughest challenges you ever had to go through? What did you learn from it?

CHALLENGE TO COMPLETE

Go on a walk or bike ride & look for a cross. Count how many crosses you can find, either as a team, or make it a game & keep points. Count two points for an actual cross & one point for something that looks like a cross (a broken branch).

QUESTION TO DISCUSS

Why is the cross of Jesus such a big deal?

CHALLENGE TO COMPLETE

Place a white carnation in a vase. Read 1 Peter 1:18-19. Discuss what it meant that Jesus was a "lamb without blemish or spot." Add a dozen drops of red food coloring to the water. Watch what happens over the next 2-3 days. Use the red flower petals as a reminder that Jesus took our sins upon Himself when He died on the cross.

QUESTION TO DISCUSS

What are some sins that we struggle with that Jesus took on Himself when He died?