

PRESCHOOL FAMILY GUIDE (APRIL 17-23)

We may not be gathering at our campuses on Sunday, but Little Lakers is still happening...in your house! Below you'll find instructions and resources you can use to spiritually invest in your preschooler. Don't be nervous...you've got this! Be patient, have fun, and know you're making a difference in their life.

Overview

BIBLE PASSAGE: John 4:1-42

BIBLE STORY: The Woman at the Well

MAIN POINT: Jesus loves everyone.

MEMORY VERSE: John 15:12

Instructions

SET A TIME AND A PLACE. Decide when and where your preschooler is going to watch the Bible story video and do the activity sheets. We encourage you to do this with them to help them focus, learn, and make memories together.

PLAY THE BIBLE STORY VIDEO. When it's time, play the Bible story video for your child on your computer, the TV, a phone or tablet, or whatever works best in your home.

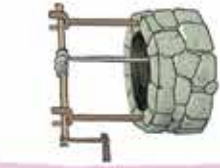
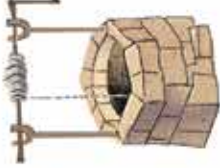

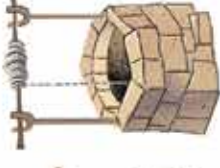
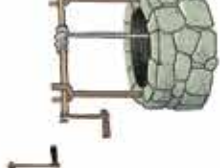













ACTIVITY PAGES. After your child has watched the video, have them color or complete the activity sheets. If you have a printer, print off the sheets beforehand for them. If not, you can always use a tablet or a computer for them. The first page has some helpful questions you can ask them to help reinforce the story and the main point. In the pages that follow you'll find activities you can do throughout the rest of week at your own pace to reinforce the story.

PRAY. After you've finished the activity pages, pray together. It doesn't have to be long or profound.



Finish the Pattern

INSTRUCTIONS: Look at the pictures in each row. Circle the picture that comes next in the pattern.

KEY PASSAGE: John 14:6

BIG PICTURE QUESTION:

- Who did Jesus say He is? Jesus said He is God's Son.

BIBLE STORY:

JESUS MET A SAMARITAN WOMAN

- Jesus talked to a Samaritan woman at a well.
- Jesus told the Samaritan woman He is God's Son.
- The woman believed and told others about Jesus.

FAMILY DISCUSSION STARTERS:

- Why did Jesus choose to travel through Samaria?
- Was it a coincidence that Jesus was at the well when the woman came?
- Can we get the living water Jesus talked about? How?

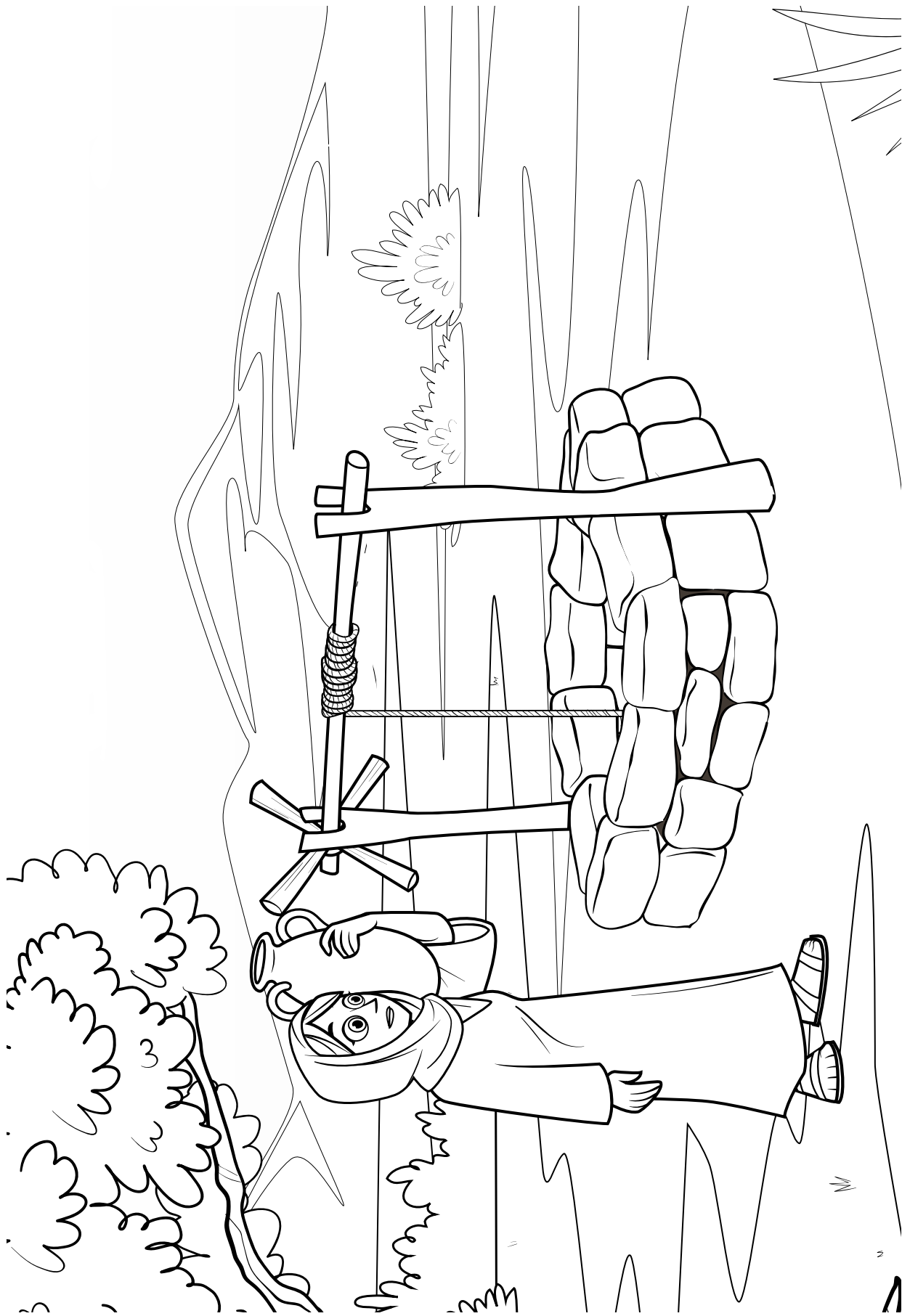
FAMILY ACTIVITY:

- Think of someone who does not have many friends. How can you show God's love to him?
- Set up a water or lemonade stand in your neighborhood. Donate the money raised to an organization that provides clean drinking water to developing countries.



MAIN POINT: JESUS TOLD THE SAMARITAN WOMAN HE IS GOD'S SON.

Jesus Met a Samaritan Woman
John 4:1-42



Jesus loves everyone.
Woman at the Well • John 4:1-30





MEMORY VERSE WITH MOTIONS

WHAT YOU NEED: No supplies needed

WHAT YOU DO:

BEFORE THE ACTIVITY: Say the memory verse and do the following motions in front of your children. Love each other (give yourself a big hug) as I (point up with both fingers) have loved you (bring fingers down and point to your family), John 15:12. (Open your hands like a book.)

DURING THE ACTIVITY: Say the verse again with the motions and invite your children to do it with you. Repeat several times.

WHAT YOU SAY:

BEFORE THE ACTIVITY: "We're going to practice a new memory verse today. Love each other (give yourself a big hug) as I (point up with both fingers) have loved you (bring fingers down and point to your family), John 15:12." (Open your hands like a book.)

DURING THE ACTIVITY: "Now let's do it together! Are you ready? Love each other (give yourself a big hug) as I (point up with both fingers) have loved you (bring fingers down and point to your family), John 15:12." (Open your hands like a book.)

AFTER THE ACTIVITY: "Our memory verse tells us that we should love everyone because Jesus loves everyone. **Who does Jesus love?** [Bottom Line] **Jesus loves everyone.**"

BIBLE STORY

Jesus loves everyone.

WOMAN AT THE WELL JOHN 4:1-30

MEMORY VERSE

"Love each other as I
have loved you."

JOHN 15:12, NIV

KEY QUESTION

Who does Jesus love?

BOTTOM LINE

Jesus loves everyone.

BASIC TRUTH

Jesus wants to be my
friend forever.

WOMAN AT THE WELL

WHAT YOU NEED: "Well" and "Jesus" Activity Pages, cardstock or copy paper, scissors, blue crayon or marker, glue sticks

WHAT YOU DO:

BEFORE THE ACTIVITY: Make a copy of the "Well" and "Jesus" Activity Pages onto cardstock or copy paper and set aside. Cut the "Jesus" Activity Page on the dotted lines.


DURING THE ACTIVITY: Help your child glue one cutout next to the well on their Activity Page. Instruct your child to put blue dots with crayon or marker inside of the well.

WHAT YOU SAY:

BEFORE THE ACTIVITY: "We heard a wonderful story from the Bible today."

DURING THE ACTIVITY: "We are going to make a picture of our story that you can show your friends, grandparents, or teacher and tell them that [Bottom Line] **Jesus loves everyone.**" (Do activity.)

AFTER THE ACTIVITY: "Awesome! I love your pictures! Jesus was very thirsty and saw a woman by a well. The woman did not think that Jesus liked her, and she was surprised when He asked her for a drink. But Jesus loved her because [Bottom Line] **Jesus loves everyone! Who does Jesus love?** [Bottom Line] **Jesus loves everyone!**"



BIBLE STORY

Jesus loves everyone.

WOMAN AT THE WELL JOHN 4:1-30

MEMORY VERSE

“Love each other as I
have loved you.”

JOHN 15:12, NIV

KEY QUESTION

Who does Jesus love?

BOTTOM LINE

Jesus loves everyone.

BASIC TRUTH

Jesus wants to be my
friend forever.

WATER PARACHUTE

WHAT YOU NEED: Tissue paper or cotton balls and a sheet

WHAT YOU DO:

BEFORE THE ACTIVITY: Lay a sheet flat on the floor. Place cotton balls or tissue on top of the sheet. (This will represent the water.)

DURING THE ACTIVITY: Ask your children to stand around the sheet with you and invite them to each pick up a section of the sheet. Invite them to shake their arms so that the sheet moves very fast. Encourage your children to try to bounce the “water” high in the air. Repeat several times.

WHAT YOU SAY:

BEFORE THE ACTIVITY: “Jesus was thirsty and asked a woman for a drink. The woman did not think Jesus liked her because of where she lived, but [Bottom Line] **Jesus loves everyone.**”

DURING THE ACTIVITY: “Let’s play with the sheet! We are going to put pretend water on the parachute to bounce high.” (Do activity.)

AFTER THE ACTIVITY: “That was fun! [Bottom Line] **Jesus loves everyone** no matter what! **Who does Jesus love?** [Bottom Line] **Jesus loves everyone!**”

WELL TO WELL WATER ACTIVITY

WHAT YOU NEED: Two shallow bins or bowls, water, and a pitcher or cup

WHAT YOU DO:

BEFORE THE ACTIVITY: This would be a fun activity to do in your backyard! Fill one shallow bin with water and set it on one side of the yard. Set the second bin on the other side of the yard. Set the pitcher next to the filled bin.

DURING THE ACTIVITY: Encourage your child to fill the pitcher with water and move quickly to pour it into the empty bin.

WHAT YOU SAY:

BEFORE THE ACTIVITY: “Come line up over here with me in front of this bin. Do you see the water in this bin? I want you to use this pitcher to scoop up some water and then pour it into the empty bin while running.”

AFTER THE ACTIVITY: “Where did Jesus meet the woman in our Bible story today? (Pause) Yes, a well! What were both Jesus and the woman looking for at the well? (Pause) Yes, water. The woman learned something very important that day. She learned that [Bottom Line] **Jesus loves everyone. Who does Jesus love?** [Bottom Line] **Jesus loves everyone!**”